

SOUTHWEST WEST CENTRAL SERVICE COOPERATIVE



Education & Administrative Resources

STARRS 612 Online Academy Orientation

Parent/Guardian Edition

2025-2026

Our STARRS Online Academy Team

Stephanie Streng

Director of Alternative Programs

Dawn Christiansen

Online Learning Manager

Sarah Neu

Student Success Coach

6-12 Teachers

Jennifer Besser (6 Grade/Electives), Marissa Erdman (Social Studies/Electives), Matt Fjerkenstad (Science), Isabelle Morris (World Languages/EL Services), Eric Nelson (Mathematics/Electives), Sarah Neu (English)

What Will Your Student Use To Complete Coursework?

They will login to Edgenuity to complete coursework.

They will need:

- A quiet space
- Computer, Laptop, Chromebook, or iPad
- A printer to print Guided Notes (Optional)
- Paper/notebook and pencil for notes
- Wi-Fi



Expectations for Supporting Adult at Home

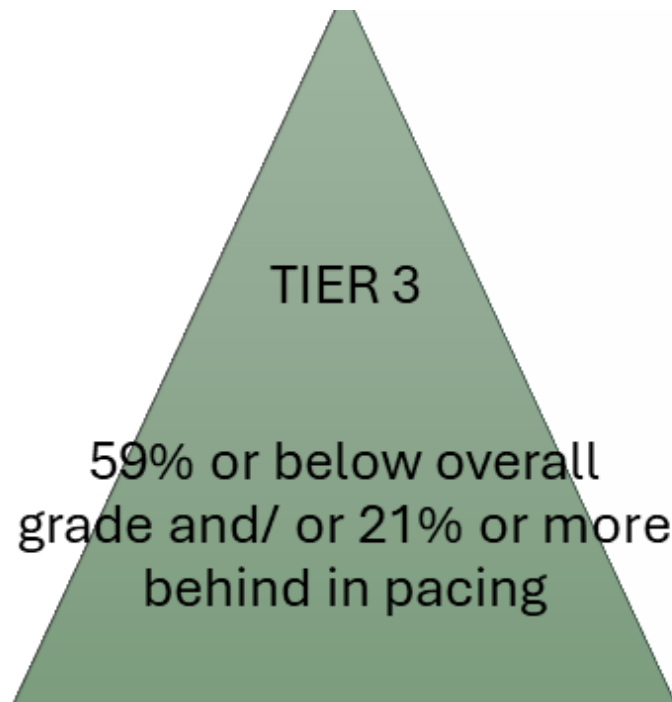
- Check in with your student regularly (at least 21 times a week)
- Login to your parent/guardian Edgenuity account (see how to do this on slide 11)
- Check their grades and progress/pace
 - ◆ If they are behind, encourage them to get caught up and/or reach out to their teacher for help
 - ◆ Help them print Guided Notes (see slide 12)
- Communicate with STARRS staff and your district mentor
 - ◆ If something is going on at home that affects their work, please let us know so we can be aware and possibly help
 - ◆ Respond to any messages you receive and be willing to attend meetings regarding your student

Daily Student Expectations

- Login every school day
 - ◆ Pacing requires a minimum of 30 -45 minutes per day per class
- Take notes
 - ◆ If available, students should use Guided Notes (print or fill in digitally)
 - ◆ The option to take notes is available for all courses
 - ◆ All notes can be used on quizzes and test
- Check messages daily
 - ◆ respond to teachers promptly
- Reach out via message or email to teachers when they need help
- **If they do not meet these expectations and begin to fall behind, they will be referred to our Multiple Tiered Support System (see next slide)**

Multiple Tiered Support System (MTSS)

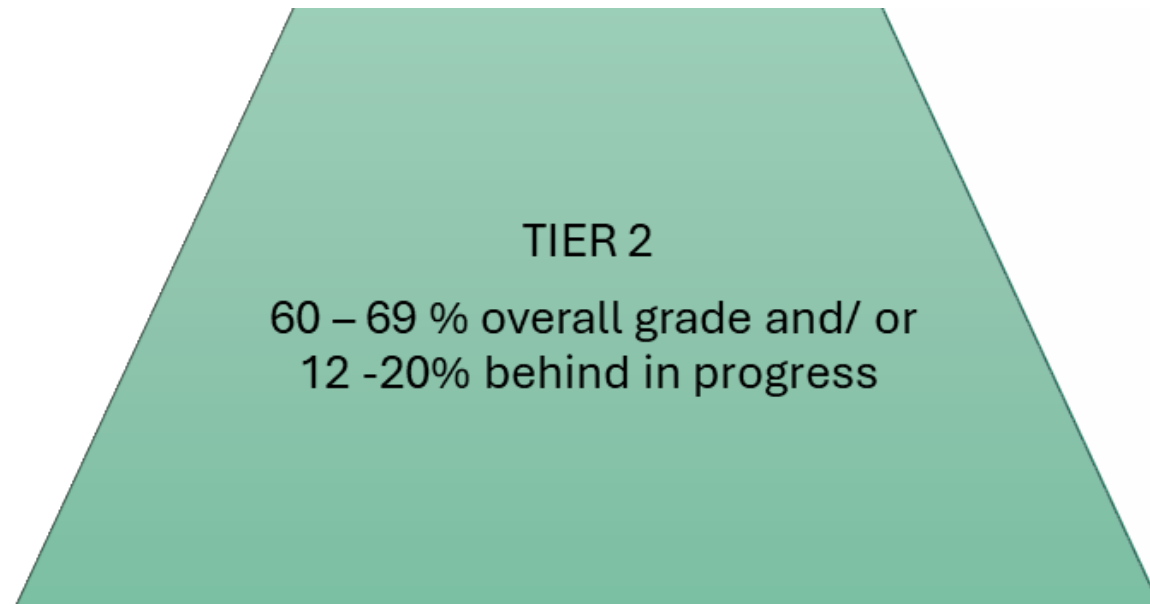
If a student's grade falls below 59% and/or they become 16% or more behind (pacing), they will be required to meet the following expectations.



- All tier 1 communications
- Bi-weekly check-ins with teacher
- Class schedule will be built for time management
- Further accommodations as needed
- Required TEAMS meeting with parent, student and school personnel
- Goals set for grade attainment

Multiple Tiered Support System (MTSS) Cont.

If a student's grade falls between 60-69% and/or they become behind by 4-15%, they will be required to meet the following expectations.



- All tier 1 communications
- Required weekly check in with teacher
- Required goals set for time management and course work
- Individual meeting or phone call to home with parent and student
- Email update to mentor(s)

Multiple Tiered Support System (MTSS) Cont.

If a student's grade is 70% or higher and they are on pace to finish, they are doing well and should continue the good work.

TIER 1

Universal Supports: 70% or higher overall grade and on pace to finish course by end of semester.

- Students are advocating for themselves, asking questions when needed
- Expectations sent to every family at the beginning of the semester
- Notebooks and notetaking are encouraged
- Individual emails or phone calls to students/ family on an as needed basis.
- Encourage Goal setting
- Teacher is responding to student in a timely manner (24hours during the week)
- Option to schedule the live work sessions on TEAMS
- Bi-monthly progress reports sent through Edgenuity
- Parent, student and mentor sign acknowledgment of expectations

Reminders

- It is your student's responsibility to complete their work by their target date (usually end of quarter/semester).
- Both you and your student should know when that target date is (ask if you need) and keep this date posted somewhere and/or in your calendar!
- We are here to help, but we can only do so much through a screen or phone. Please work with us and reach out when help is needed!

We want your student to be successful!

Important Things to Know and Locate

Login Page



[Request more information](#)

[Search](#)

[Jobs](#)

[Blog](#)

[Login](#)

[Share](#)

[Products](#)

[Services](#)

[Solutions](#)

[The Difference](#)

[The Experience](#)

[Support](#)

[News + Reviews](#)

[Home](#) » [SIS Login page](#)

Student Information System

Login:

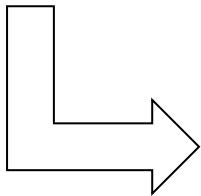
Password

[Forgot your login and/or password?](#)



[Watch the orientation video](#)

Students AND parents use
this link to login.
BOOKMARK THIS LINK



sislogin.edgenuity.com

Guided Notes (Our #1 Tip for Success)

- Taking notes is crucial for your success in this program.
- Look at the **red** text box and arrow to find the Guided Notes (if available for your course)
- Look at the **green** text box and arrow to view your eNotes.
 - eNotes can be added *during instruction* by clicking the + in the top right corner

Click this symbol to view eNotes that you have taken for your course

Click this symbol to download the Guided Notes for each unit.

MN-World History B

Course Map

UNIT: THE AGE OF REVOLUTIONS: THE INDUSTRIAL AGE

The Industrial Age

WARM-UP

JAN 17 Warm-Up
Get ready for the lesson.
Your Time: 3m 59s

JAN 17 Instruction
How did the Industrial Revolution alter the world economy in the nineteenth century?
Your Time: 33m 4s

JAN 18 Quiz
70%
Your Time: 7m 8s

The Growth of Cities

Example Guided Notes:

Edgenuity

Warm-Up | The Industrial Age

Lesson Question

Lesson Goals

Learn about the Industrial Revolution.

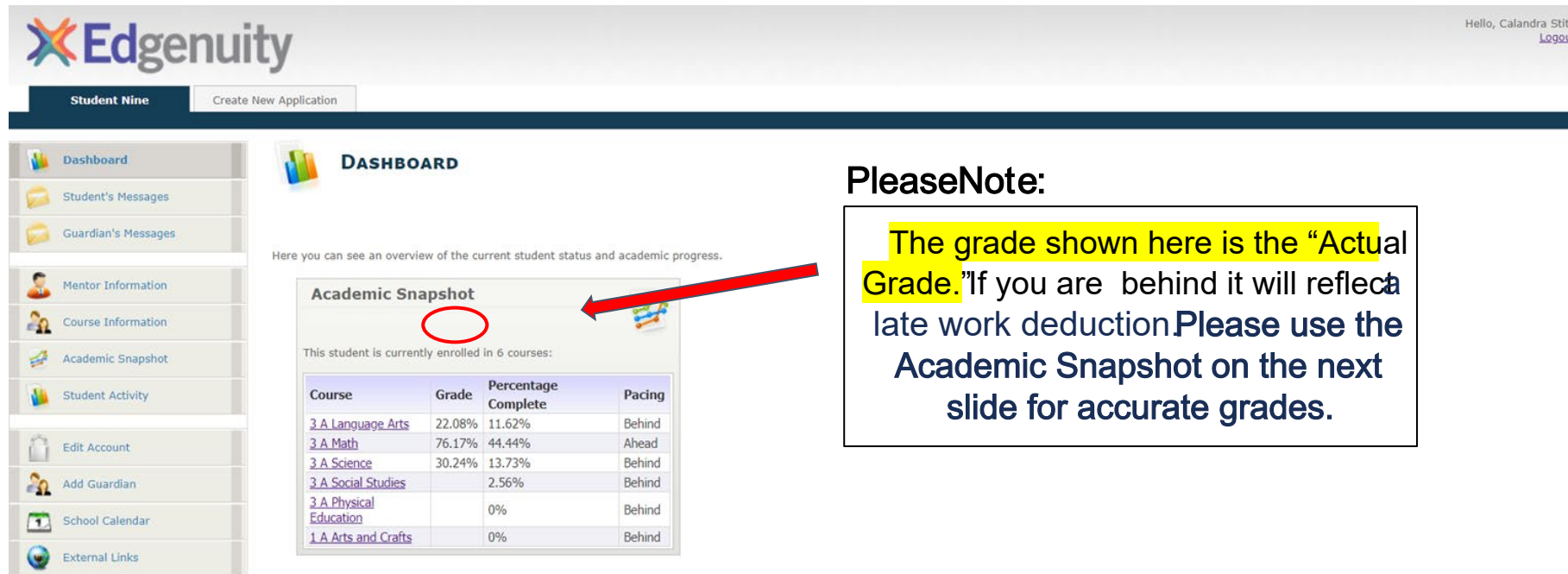
Explain the effects of the [] revolution.

Describe how advancements in [] changed society.

Explain why the Industrial Revolution began in []

Dashboard

- This is what students will see when they login
- View this area to get a brief overview of their progress in all their courses
- They will be able to click directly on their courses to begin working
- If you would like assistance navigating your account, please reach out to Sarah sarah.neu@swwc.org



Edgenuity

Hello, Calandra Stith [Logout](#)

Student Nine [Create New Application](#)

DASHBOARD

Here you can see an overview of the current student status and academic progress.

Academic Snapshot

This student is currently enrolled in 6 courses:

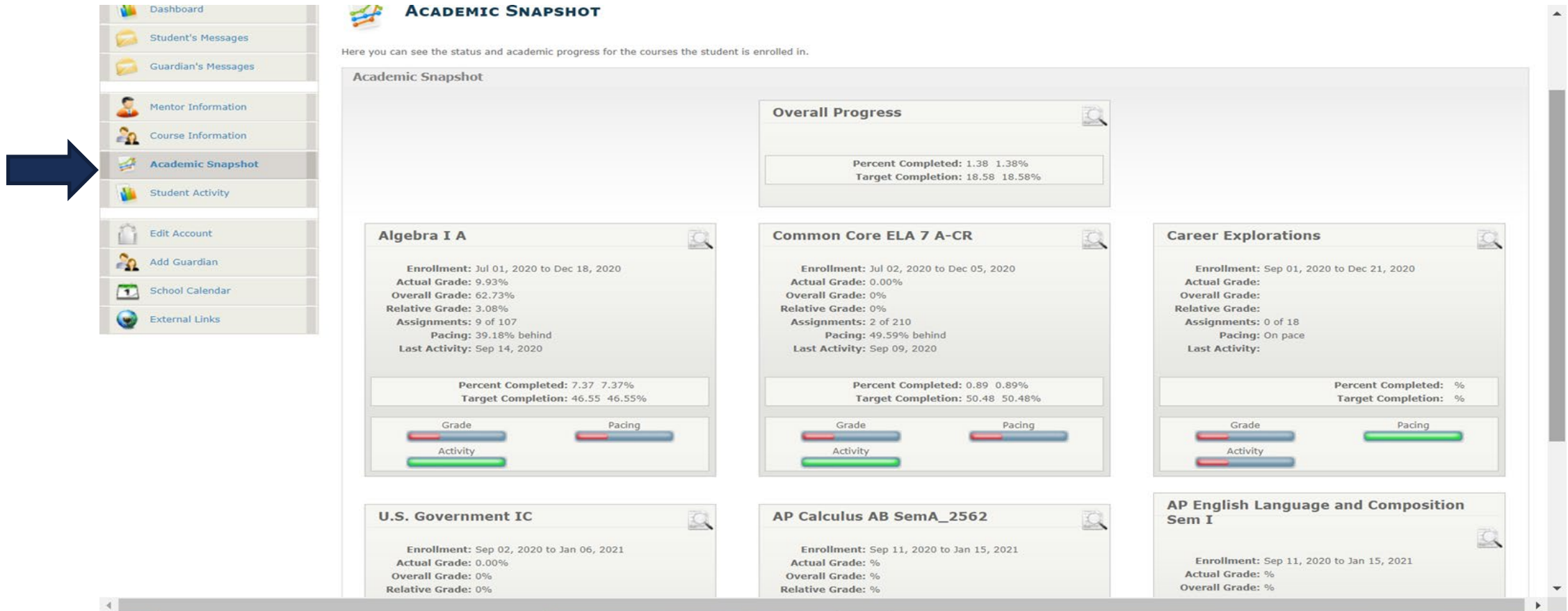
Course	Grade	Percentage Complete	Pacing
3 A Language Arts	22.08%	11.62%	Behind
3 A Math	76.17%	44.44%	Ahead
3 A Science	30.24%	13.73%	Behind
3 A Social Studies		2.56%	Behind
3 A Physical Education		0%	Behind
1 A Arts and Crafts		0%	Behind

Please Note:

The grade shown here is the “Actual Grade.” If you are behind it will reflect late work deduction. Please use the Academic Snapshot on the next slide for accurate grades.

Academic Snapshot

- View this area to get a more detailed overview of their progress in all of their courses
- The following slide has definitions of each grade type shown here



The screenshot displays the 'Academic Snapshot' interface. On the left is a vertical navigation sidebar with icons and labels for: Dashboard, Student's Messages, Guardian's Messages, Mentor Information, Course Information, **Academic Snapshot** (highlighted with a large blue arrow), Student Activity, Edit Account, Add Guardian, School Calendar, and External Links. The main content area is titled 'ACADEMIC SNAPSHOT' and includes a sub-header: 'Here you can see the status and academic progress for the courses the student is enrolled in.' Below this, there are six course progress cards arranged in a 2x3 grid. Each card shows enrollment dates, actual/overall/relative grades, assignments, pacing, and last activity. At the bottom of each card are three horizontal progress bars for Grade, Pacing, and Activity. The 'Overall Progress' card at the top right shows 'Percent Completed: 1.38 1.38%' and 'Target Completion: 18.58 18.58%'. The courses shown are Algebra I A, Common Core ELA 7 A-CR, Career Explorations, U.S. Government IC, AP Calculus AB Sema_2562, and AP English Language and Composition Sem I.

Course	Enrollment	Actual Grade	Overall Grade	Relative Grade	Assignments	Pacing	Last Activity
Algebra I A	Jul 01, 2020 to Dec 18, 2020	9.93%	62.73%	3.08%	9 of 107	39.18% behind	Sep 14, 2020
Common Core ELA 7 A-CR	Jul 02, 2020 to Dec 05, 2020	0.00%	0%	0%	2 of 210	49.59% behind	Sep 09, 2020
Career Explorations	Sep 01, 2020 to Dec 21, 2020				0 of 18	On pace	
U.S. Government IC	Sep 02, 2020 to Jan 06, 2021	0.00%	0%	0%			
AP Calculus AB Sema_2562	Sep 11, 2020 to Jan 15, 2021						
AP English Language and Composition Sem I	Sep 11, 2020 to Jan 15, 2021						

Grade Breakdown

EXAMPLE EXPLANATION:

- Actual Grade– The average of completed graded activities deducting the behind pacing percentage amount if student falls behind pace.
- Overall Grade– The average of completed graded activities only (past due activities are not included).
- Relative Grade– The average of completed graded activities and zeros for every single activity that's left in the course to complete. **This is the grade that will be used for final grades.**

If you are on pace or ahead of pace, the actual grade and overall grade will always match. If you complete your course 100%, all three grades will match.

Messages

- Student should check the messages on a daily basis They can use this messaging system or email to communicate with their teachers.
- It is important that they communicate with their teachers on a regular basis to ensure they are successful!

The screenshot displays the Edgenuity user interface. At the top, the Edgenuity logo is on the left, and the user's name 'Hello, Calandra Stith' with a 'Logout' link is on the right. Below the header, there's a navigation bar with 'April Demo' and 'Create New Application' buttons. The left sidebar contains various links: Dashboard, Student's Messages, Guardian's Messages (highlighted by a blue arrow), Mentor Information, Course Information, Academic Snapshot, Student Activity, Edit Account, Add Guardian, School Calendar, and External Links. The main content area is titled 'MESSAGES SENT' and includes a message icon. Below the title, it says 'Here you can see messages your messages.' and 'Folder: Inbox'. There are buttons for 'Compose', 'Reload List', and 'Show Archived Messages'. A search bar is present. Below the search bar is a table with columns: From, Attachments, Sent, Subject, Contents, and Read On. The table is currently empty, displaying 'No data available in table'. At the bottom of the table, it says 'Showing 0 to 0 of 0 entries'. On the right side of the table, there are controls for 'Show 10 entries' and navigation links: First, Previous, Next, Last.

Course Information

- This is where you can find all of your student's teachers' information.

The screenshot shows the Edgenuity website interface. At the top, the Edgenuity logo is on the left, and a user greeting 'Hello, Calandra Stith' with a 'Logout' link is on the right. Below the header, there's a navigation bar with 'April Demo' and 'Create New Application' buttons. A left sidebar contains various menu items: Dashboard, Student's Messages, Guardian's Messages, Mentor Information, **Course Information** (highlighted with a blue arrow), Academic Snapshot, Student Activity, Edit Account, Add Guardian, School Calendar, and External Links. The main content area is titled 'COURSE INFORMATION' and includes a sub-header 'Here you can see information about courses and teachers.' Below this, there are tabs for different courses: Algebra I A (selected), AP Calculus AB SemA_2562, AP English Language and Composition Sem I, Career Explorations, Common Core ELA 7 A-CR, and U.S. Government IC. The 'Algebra I A' section is expanded, showing a description, length and credits, and upcoming events. The 'Teacher Information' section for Christina Gallup is highlighted with a red box, showing her name, email address (Christina.Gallup@edgenuity.com), phone number, bio, and hours. A red text box 'Find your teachers' email address here' with a red arrow points to the email address. A 'Go to course' link is also visible. At the bottom, there's a footer with 'Genius SIS (c) - All rights reserved' and a 'Genius SIS' link.

Questions about enrollments?

stephanie.strenge@swsc.org

or

starrs@swwc.org

Other resources from Edgenuity:

<https://help.imagineinstructionalservices.com/hc/en-us>

*Click on: Help for Students

Questions for teachers?

Sarah.neu@swwc.org

Marissa.erdman@swwc.org

Eric.nelson@swwc.org

Matt.fjerkenstad@swwc.org

Isabelle.morris@swwc.org

Jennifer.Besser@swwc.org